

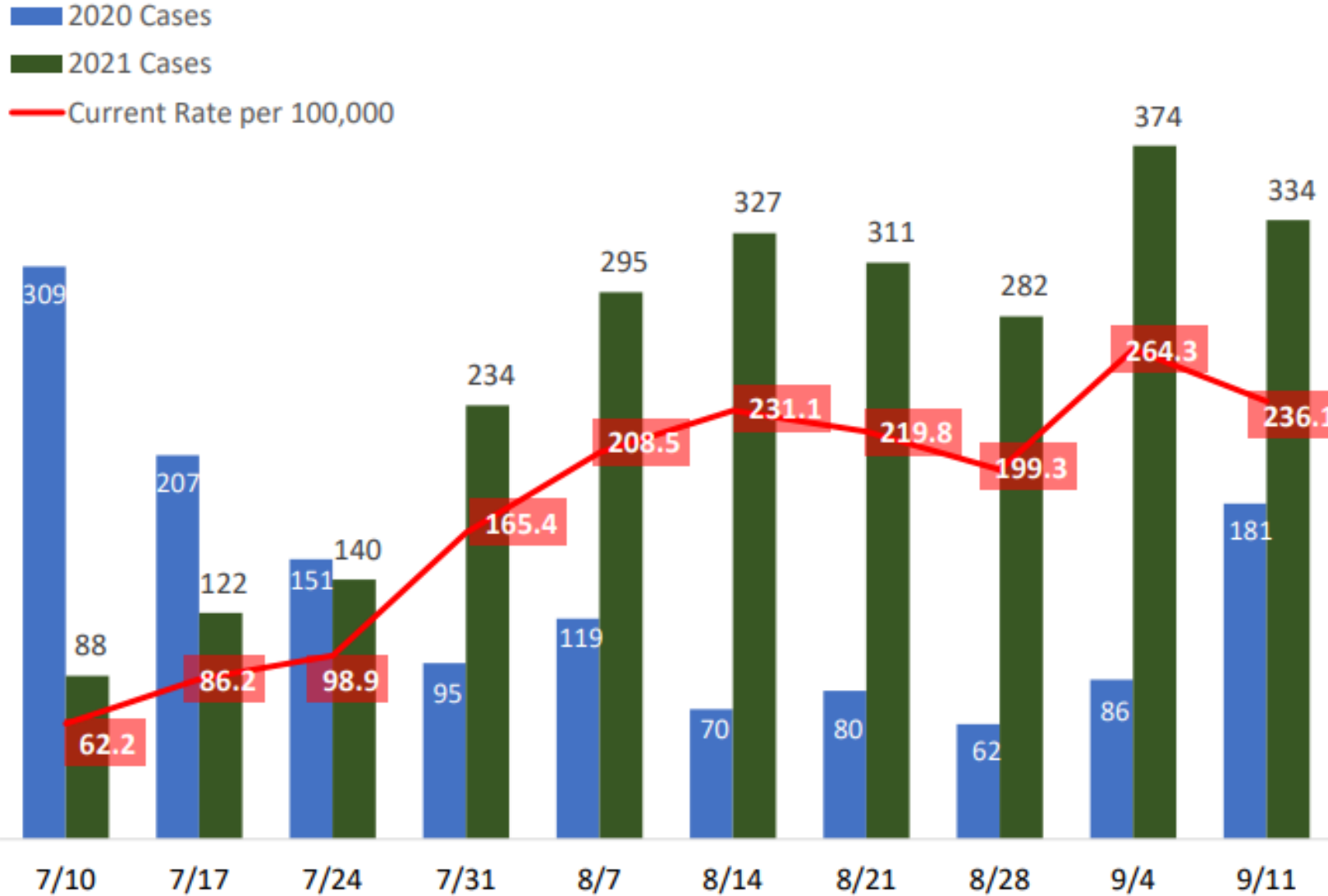
# The Data

## 9.20.2021





# CCHHS: COVID-19 Weekly Cases

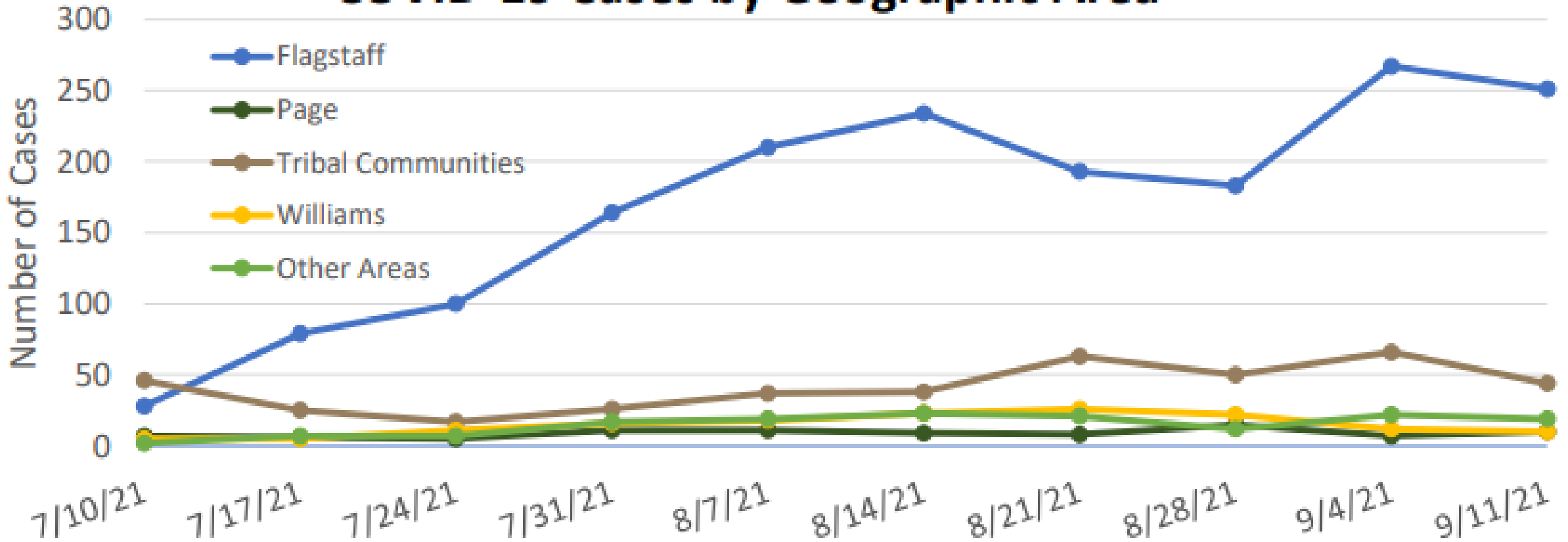




# CCHHS: COVID-19 Weekly Cases



## COVID-19 Cases by Geographic Area



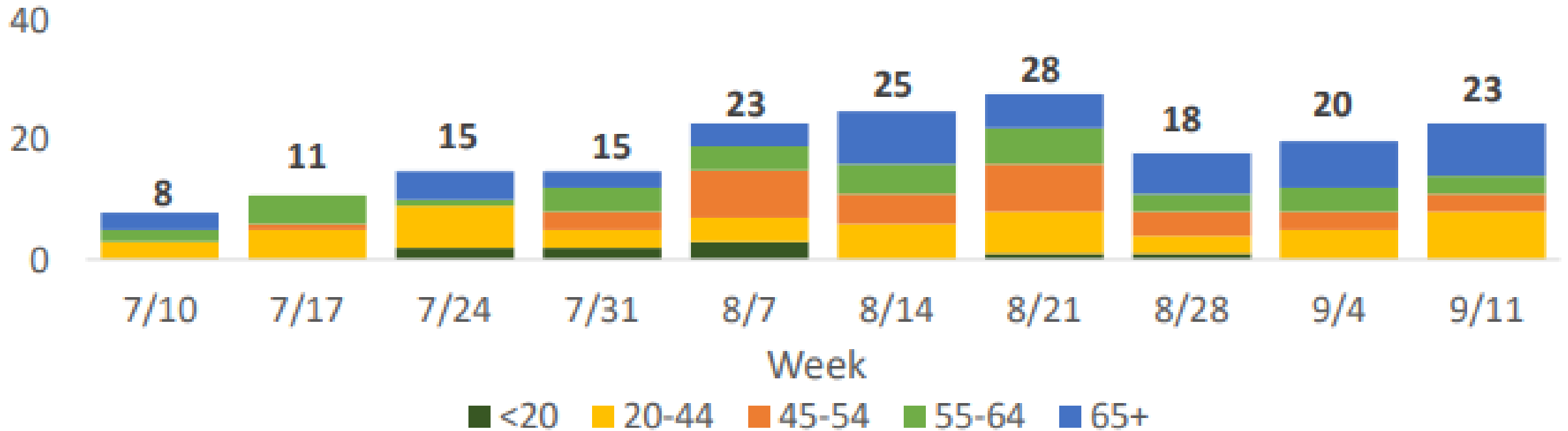


# CCHHS: Hospital Admissions



## Weekly Case Counts Among Coconino County Residents:

### Hospitalized Coconino COVID-19 Patients by Age






# CCHHS: COVID-19 Related Deaths



## Weekly COVID-19 Deaths Among Coconino County Residents:





# CCHHS: Community Transmission

## Community Transmission

- Coconino County has a current **incidence rate of 236.1 per 100,000**, **percent positivity of 7.3%**, and **COVID-19-Like-Illness incidence (CLI) of 5.2%\***.
- Coconino County is currently at a **High\*\*** level of community transmission.

Indicator	Low Transmission	Moderate Transmission	Substantial Transmission	High Transmission
Total new cases per 100,000 persons in the last 7 days	0-9	10-49	50-99	≥100
Percentage of PCR tests that are positive during the past 7 days	<5.0%	5.0% - 7.9%	8.0% - 9.9%	≥10.0%



# CCHHS: Vaccines



## Doses in Coconino

Total number of COVID-19 vaccine doses administered:	<b>155,994</b>
Total number of COVID-19 vaccine doses ordered:	<b>109,424</b>
Percent of COVID-19 vaccine doses utilized:	<b>142.6%</b>

## People in Coconino

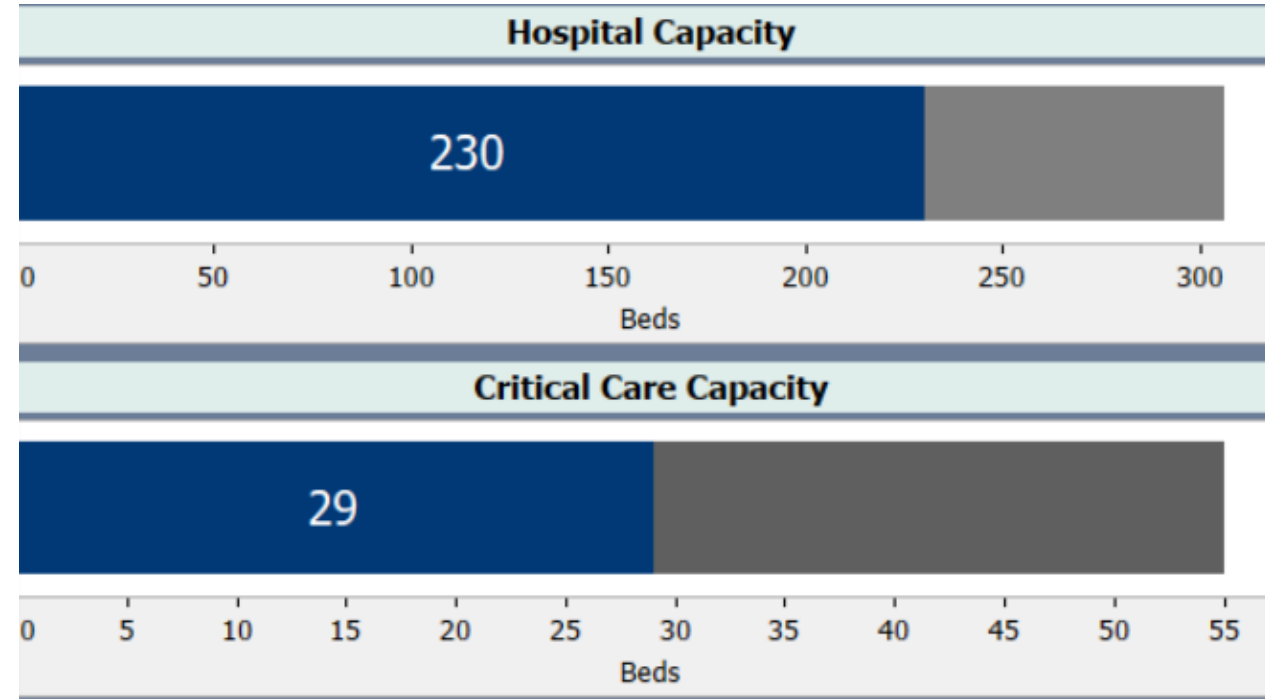
Total number of people who have received at least one dose of COVID-19	<b>85,527</b>
Percent of people vaccinated:	<b>58.1%</b>
Number of people who are fully vaccinated against COVID-19:	<b>73,788</b>





# NAH: Hospital Census

Flagstaff Medical Center Hospital Census	
<b>230</b>	
In House COVID-19 Patients	
Positive	Pending
<b>40</b>	<b>1</b>



Data as of September 20, 2021